



# Review of Control of MIMO System Using 1Degree of Freedom PID, 2Degree of Freedom PID and Fractional order PID Controller

**Pournima K. Salunke**<sup>1</sup>  
<sup>1</sup>Research Scholar  
Corresponding Author  
ponusalunke2@gmail.com

**Mukul Pande**<sup>2</sup>  
<sup>2</sup>Asst. Professor  
mukulpande@tgpct.com

**Rohini Pochhi**<sup>3</sup>  
<sup>3</sup>Head of Department  
rohinihochhi@gmail.com

Department of Electronics  
Communication Engineering,  
Tulshiramji Gaikwad – Patil  
College of Engineering and  
Technology Nagpur, India

**Abstract**— The aim of this work is to style a speed controller of a DC motor by tuning PID controller. To urge an output with minimum errors, we selected PID parameters using bio-inspired optimization technique of Genetic Algorithm. The second order system is employed here for speed control. DC motor is interfaced with Arduino via Motor driver circuitry. Discrete Time Reduced Order GPIO with Genetic algorithm calculates parameter of PID controller and consistent with those parameters Arduino controls DC motor.

**Keywords**— GPIO, MPC, Speed regulation, Genetic Algorithm

## I. INTRODUCTION

The plan of a coffee intricacy symbolic logic Controller of just 25-rules to be presented in an Energy Management System for a personal association related micro grid including Renewable Energy Sources and cutoff limit. The planning expects that neither the limitless age nor the heap request is controllable. the elemental objective of the plan is to confine the cross-area power profile vacillations while keeping the Battery State of Charge inside secure motivations behind detainment [1].

The remarkable force and therefore the reform the responsive control of the facility of a (BESS) Battery noteworthiness gathering framework utilizing the comfortable thinking control to stay up repeat and the reliable nature of voltage of the Islanded Micro-association.

The essential level of the comfortable paper is with considering the ampleness of the Battery noteworthiness putting away framework controller in setting on changes of repeat / voltage familiar with an irritation occurring within the islanded downsized scale lattice [2].

A completely unique criticalness of the central's framework with two working skylines is proposed for a personal restricted extension structure application. The downsized scale network uses the energies of a photovoltaic (PV), an energy portion, and A battery bank to provide the nearby loads through a mixture of electrical and interesting vehicles. The proposed downsized scale network works in limitless cross segment related and off-structure development modes. The vitality of the main's construction joins a big length information supposition unit hooked in to 2D incredible programming and a passing delicate controller. The extended length supposition unit is meant to select the sensible arrangement degree of the battery condition of charge and force device condition of hydrogen [3].

MATLAB / Simulink is employed to form and finish the micro grid (MC) test seat and FIS. The proposed technique is endeavored against a standard- based system. Reenactment accepts were done on the caused model and

Review Paper  
First Online on – 30 March 2021

© 2021 RAME Publishers  
This is an open access article under the CC BY 4.0 International License  
<https://creativecommons.org/licenses/by/4.0/>

**Cite this article** – Pournima K. Salunke, Mukul Pande, Rohini Pochhi, "Review of Control of MIMO System Using 1Degree of Freedom PID, 2Degree of Freedom PID and Fractional order PID Controller", *International Journal of Computational and Electronic Aspects in Engineering*, RAME Publishers, vol. 2, issue 1, pp. 12-17, 2021.  
<https://doi.org/10.26706/ijceae.2.1.20210306>

results to possess displayed that the proposed FIS would enough be ready to diminish the change and prolong the presence example of the ESS [4].

A commonplace MG is assessed. The model of two conveying power, sun-based board and turbine is formed. Moreover, the centrality of the board's control strategy is given force costs, use, and bonafide creation as data sources limits. The procedure utilized during this paper is that the comfortable thinking; the yield relies on rules' blends which improve the heap use to ensure a moderate association [5].

A thought for a MG test rig is presented for research facility use. It revolves around high adaptability utilizing a specific way of thinking with a bit of normal stuff for an incredible portion of the errands. The proposed structure for lab-scale MGs addresses the necessities for teaching and investigation. This goal is cultivated with reconfigurable force gear arrange, utilized for the test and plan of latest geologies [6].

The Energy Management System is basically managing for the Smart downsized scale network applications. This construction contains the force sources which gets its capacity from the PV board, turbine, and steam power age framework. The cut-off framework utilizes the batteries. The Energy Management System (EMS) entwines the fragile control, construed for the battery the board and age centrality the heads. This construction comparably merges the RS485 and ZigBee frameworks correspondence show to understand the age status of the force sources. The EMS headings the making sources depend on the SoC (State of Charge) of the battery and weight interest [7].

The MG may be a key enabling response for future breath-taking associations by arranging dispersed limitless generators and limit frameworks to profitably serve the nearby requesting. In any case, taking under consideration the inconsistent and unpredictable credits of legitimate force sources, new difficulties emerge for the solid activity of miniature matrices. To deal with this issue, Katayoun Rahbar et al [8] considered the continued with significance of the bosses for a solitary MG framework that has a limitless age structure, a vitality putting away framework,

and a further up to inconvenience. They model the viable force source checked the stack after a while.

A MG is particularly a bit of the force spread framework that fuses appropriated age, vitality storing up, and stacks. To be useful for working in comparing to the cross area, as a free force island and moving modes, MGs need to be liberal in controlling the neighborhood voltage and rehash and ensuring the framework and kit related with the MG. It additionally must stimulate request side association and resynchronization. This paper shows an overview of existing MG test facilitates all and a few essentially extraordinary MG reenactment frameworks present within the structure. Paper depends on the test structures and accessible MG control choices. A blueprint table examining the present test frameworks is appeared [9].

The fundamental level of the paper [10] is to contemplate the sensibility of the BESS controller in setting on dangers of rehash / voltage introduced to a disturbing effect happening within the islanded micro grid. Within the Mae Sariang MG structure, the force is passed on from two possible force source assets (RESs), i.e., hydro and sun-controlled PV. The use of those ideal noteworthiness sources has become a fundamental issue, envisioning the yield power shortcomings from RESs. Further, such force shortcoming raises power quality issues and prompts power bafflement.

The following literature papers are referred to the work and cited.

An electrical DC drive may be a blend of controller, converter and DC engine. Chopper is utilized as a converter. The output speed is compared with the reference speed and therefore the error signal is generated for speed controller. Controller output fluctuates if there's any difference within the reference speed and therefore the input speed [1,12-14].

Speed control of a brushed DC-motor is presented when excited utilizing a DC to DC Buck power converter. Proposed controller is asymptotically steady as long because the DC power gracefully can give the specified voltages at the converter inductor and capacitor. The proposed method is that the least complex controller proposed within the writing with solid verification for control issue.

Additionally, to the present, the required number of calculations is small and that they are basic [2,15-17].

Advanced Fractional Order Proportional Integral Derivative controller is proposed for speed control of buck converter for controlling speed for DC motor. Ideal shaft zero calculation technique in discrete structure is proposed for acknowledgment of advanced fractional order controller. The standalone controller is executed on initial stage utilizing Digital signal processor TMS320F28027. The five tuning boundaries of controller improve the presentation of control conspire. For tuning of the controller boundaries, dynamic molecule swarm streamlining procedure is employed [3,18-20].

A technique for nonlinear control of the phase space is proposed that's shaped by a DC – DC converter and a DC motor, utilizing differential flatness hypothesis. it's demonstrated that the aforementioned system is differentially level which means that each one its state vector components and its control information sources are often communicated as differential function of primary state variables which are characterized to be the framework's flat outputs [4,21-24].

Proposed control scheme is proposed which seemed to gives a general output execution with upgraded power for wide varieties in load force and set-point changes, contrasted with existing regular methodologies hooked in to adaptive back stepping. The hypothetical recommendations are confirmed on an exploratory model utilizing dSPACE, control panel DS1103 interfaces with an inbuilt TM320F240 Digital Signal Processor demonstrating its appropriateness to continuous electrical system [5,25-28].

Introduced a completely unique, nonlinear control plot is introduced for the duty ratio contribution of the boost converter fed dc engine. The proposed control procedure broadly analyzed and tentatively tested. The proposed plan however nonlinear, brings a few basic plans, guarantees that the duty ratio achieves esteems not only within the allowed run, but accomplished exact speed regulation even in instances of high unknown load disturbances [6,29].

## II. PROPOSED SYSTEM

The DC - DC buck converter is employed because the starter of the changeless magnet dc engine to direct rakish speed during this paper. it's commonly realized that the speed control calculations of dc engines are less costly and fewer difficult than those of air con engines. Within the interim, the speed of the dc engine is often directed over an enormous range, both underneath or more appraised speed are often effortlessly accomplished.

The most testing control issue is that it's important to stay up as precisely as conceivable of the speed even within the sight of force aggravations presented on the pole of the dc engine. So, on tackle this issue, we've to possess some information on the force unsettling influences. The challenges of direct estimation, the expense of the force sensor is over the highest expensive, clamors incited by estimation will carry terrible impacts to the shut circle framework, etc. Estimation has become a mainstream thanks to affect measure the estimation of the force unsettling influence following abreast of the pole of the dc engine. Diverse exploration works have demonstrated its legitimacy.

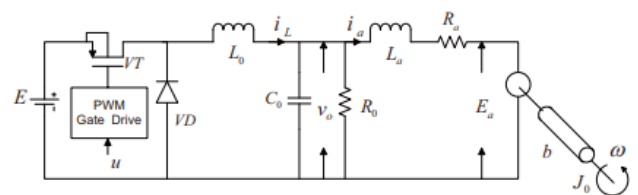


Figure 1. Circuit of DC - DC Buck Power Converter - DC Motor

Consider a d c- dc buck power converter going about as a smooth starter of perpetual magnet dc brush engine in Figure 1. The frame work has two segments: a standard PWM based DC - DC buck converter and a perpetual magnet dc brush engine with its armature circuit. The buck converter including a dc input voltage source E, a PWM entryway drive controlled switch VT , a diode VD , a channel inductor L0, a channel capacitor C0 and a heap resistor R0. The changeless magnet dc engine including an armature inductance La, an armature winding opposition Ra, an actuated electromotive power Ea.

The dynamic model is,

$$L_0 \frac{di_{L_0}}{dt} = -v_0 + \mu E,$$

given as  $C_0 \frac{dv_0}{dt} = i_{L_0} - \frac{v_0}{R_0} - i_a,$  (1)

$$C_0 \frac{dv_0}{dt} = i_{L_0} - \frac{v_0}{R_0} - i_a,$$

$$L_a \frac{di_a}{dt} = v_0 - R_a i_a - k_e \omega$$

$$\text{Speed Regulation} = \frac{(Nnl - Nfl)}{Nfl} \times 100\%$$

Where  $i_L$  is that the inductor current of the buck converter,  $v_0$  is that the converter yield voltage,  $i_a$  is that the dc engine armature circuit current,  $\omega$  is that the rakish speed of the engine shaft,  $k_e$  is that the counter electromotive power steady,  $k_m$  is that the engine force consistent,  $J_0$  is that the snapshot of idleness of the rotor,  $b$  is that the gooey rubbing coefficient of the engine,  $\tau_L$  is that the heap force. The requirement proportion  $u(t) \in [0, 1]$  speaks to the control signal. additionally, the reference rakish speed is characterized as  $\omega^*(t)$ . it's wanted to possess the yield precise speed  $\omega(t)$  asymptotically track the given reference direction  $\omega^*(t)$ , paying little heed with the impacts of the obscure, however limited burden force  $\tau_L(t)$ . diagram of proposed system is shown in figure 2.

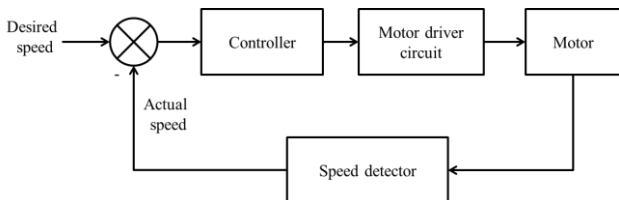


Figure 2. Proposed system

Speed of DC motor with 30RPM is controlled using hardware and software Here genetic Algorithm is employed to regulate speed. As shown in fig 2, speed is fed to controller, controller commands motor to drive on particular speed. Output from controller is insufficient of driving motor hence we've used motor driver circuit. Detail explanation is given in following section. IR sensor and GA algorithm constitutes speed detector and speed estimator circuit respectively.

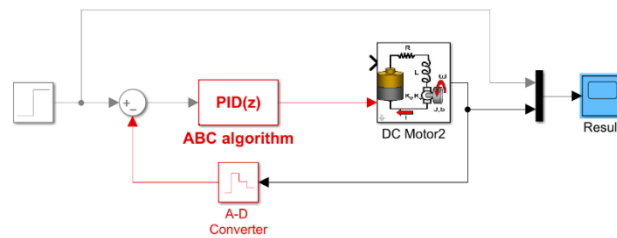


Figure 3. Simulation

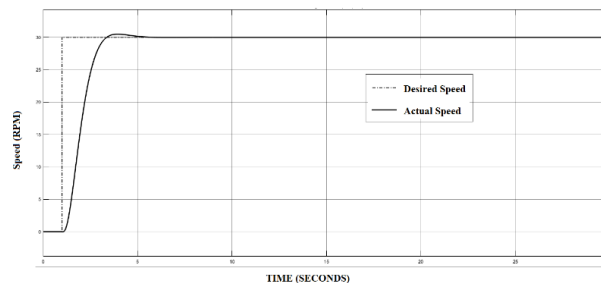


Figure 4. Results

### III. CONCLUSION

A practically silly discrete time strong prescient speed guideline calculation for a nonexclusive DC - DC buck power converter driven DC engine. A discrete time decreased request GPIO has been proposed to assess unmeasur capable virtual states and lumped unsettling influences and vulnerabilities. With the help of GPIO and GA, the speed afterward forecast skyline has been anticipated to encourage MPC structure. the knowledge requirement on the work proportion has been forced on the retreating skyline enhancement process, which at long last gives the vigorous prescient speed guideline law.

### REFERENCES

- [1] Yang, J., Wu, H., Hu, L., & Li, S. "Robust Predictive Speed Regulation of Converter-Driven DC Motors Via A Discrete-Time Reduced-Order GPIO" IEEE Transactions on Industrial Electronics, 1-1, 2018.
- [2] V. M. H. Guzman, R. S. Ortigoza and D. M. Carrillo, "Velocity control of a brushed DC-motor driven by a DC to DC buck power converter," International Journal of Innovative Computing, Information and Control, vol. 11, no. 2, pp. 509-521, 2015.
- [3] S. Khubalkar, A. Chopade, A. Junghare, M. Aware and S. Das, "Design and realization of stand-alone digital fractional order PID controller for Buck converter fed DC motor,"

- Circuits, Systems, and Signal Processing, vol. 35, no. 6, pp. 2189-2211, 2016.
- [4] G. Rigatos, P. Siano, P. Wira and M. Sayed-Mouchaweh, "Control of DC-DC converter and DC motor dynamics using differential flatness theory," *Intelligent Industrial Systems*, vol. 2, no. 4, pp. 371-380, 2016.
- [5] T. K. Nizami, A. Chakravarty, C. Mahanta, "Design and implementation of a neuro-adaptive backstepping controller for Buck converter fed PMDC-motor," *Control Engineering Practice*, vol. 58, pp. 78-87, 2017.
- [6] S. Malek, "A new nonlinear controller for DC-DC boost converter fed DC motor," *International Journal of Power Electronics*, vol. 7, no. 1-2, pp. 54-71, 2015.
- [7] G. C. Konstantopoulos and A. T. Alexandridis, "Enhanced control design of simple DC-DC boost converter-driven DC motors: Analysis and implementation," *Electric Power Components and Systems*, vol. 43, no.17, pp. 1946-1957, 2015.
- [8] R. S. Ortigoza, J. N. A. Juarez, J. R. G. Sanchez, M. A. Cruz, V. M. H. Guzman and H. Taud, "Modeling and experimental validation of a bidirectional DC/DC Buck power electronic converter-DC motor system," *IEEE Latin America Transactions*, vol. 15, no. 6, pp. 1043-1051, 2017.
- [9] R. S. Ortigoza, J. N. A. Juarez, J. R. G. Sanchez, V. M. H. Guzman, C. Y. S. Cervantes and H. Taud, "A sensorless passivity-based control for the DC/DC buck converter-inverter-DC motor system," *IEEE Latin America Transactions*, vol. 14, no. 10, pp. 4227-4234, 2016.
- [10] S. Mondal and C. Mahanta, "Adaptive second-order sliding mode controller for a twin rotor multi-input-multi-output system," *IET Control Theory Appl.*, vol. 6, no. 14, pp. 2157-2167, 2012.
- [11] P. Wen and T. W. Lu, "Decoupling control of a twin rotor MIMO system using robust deadbeat control technique," *IET Control Theory Appl.*, vol. 2, no. 11, pp. 999-1007, 2008.
- [12] J. K. Pradhan and A. Ghosh, "Design and implementation of decoupled compensation for a twin rotor multiple-input and multiple-output system," *IET Control Theory Appl.*, vol. 7, no. 2, pp. 282-289, 2013.
- [13] J. G. Juang, M. T. Huang, and W.-K. Liu, "PID control using presearched genetic algorithms for a MIMO system," *IEEE Transactions on Systems, Man, and Cybernetics-Part C: Applications and Reviews*, vol. 38, no. 5, pp. 716-727, 2008.
- [14] C. W. Tao, J. S. Taur, Y. H. Chang, and C. W. Chang, "A Novel FuzzySliding and Fuzzy-Integral-Sliding Controller for the TwinRotor MultiInput-Multi-Output System," *IEEE Transactions on Fuzzy Systems*, vol. 18, no. 5, pp. 893-905, 2010.
- [15] Bisgaard, M., Harbo, A.L.C., Danapalasingam, K.A.: 'Nonlinear feedback control for wind disturbance rejection on autonomous helicopter'. The IEEE/RSJ Int. Conf. on Intelligent Robots and Systems, Taipei, Taiwan, July 2010, pp. 1078-1083.
- [16] Liu, H., Lu, G., Zhong, Y.: 'Robust LQR attitude control of a 3- DOF laboratory helicopter for aggressive maneuvers', *IEEE Trans.Ind. Electron.*, 2013, 60, (10), pp. 4627-4636 [8] Liu, C., Chen, W.-H., Adrews, J.: 'Tracking control of small-scale helicopters using explicit nonlinear MPC augmented with disturbance observers', *Control Eng. Pract.*, 2012, 20, (3), pp. 258-268
- [17] Kiefer, T., Graichen, K., Kugi, A.: 'Trajectory tracking of a 3DOF laboratory helicopter under input and state constraints', *IEEE Trans. Control Syst. Technol.*, 2010, 18, (4), pp.
- [18] Apkarian, J.: '3-DOF helicopter reference manual' (Quanser Consulting Inc, Canada, 2006)
- [19] Kutay, A.T., Calise, A.J., Idan, M., Hovakimyan, N.: 'Experimental results on adaptive output feedback control using a laboratory model helicopter', *IEEE Trans. Control Syst. Technol.*, 2005, 13, (2), pp. 196- 202
- [20] Andrievsky, B., Peaucelle, D., Fradkov, A.L.: 'Adaptive control of 3DOF motion for LAAS helicopter benchmark: design and experiments'. Proc. American Control Conf., New York, USA, July 2007, pp. 3312-3317
- [21] Rahideh, M.H. Shaheed and H.J.C. Huijberts. "Dynamic Modelling of the TRMS using Analytical and Empirical approaches", *Control Engineering Practice*, Volume 16, Issue 3, March 2008, Pages 241-259.
- [22] Feedback Instruments Ltd, Twin Rotor MIMO System Control Experiments, 33-949S, Laboratory Manual.
- [23] Youdan Kim and Hen-Seob Kim, "Eigen Structure Assignment Algorithm for Mechanical systems", *J Guidance* vol,22.No 5.
- [24] T.K Liu and Juang: "A Single Neuron PID Control for Twin Rotor MIMO System", *IEEE/ASME International Conference on Advanced Intelligent Mechatronics*, , 2009.
- [25] Lih-Gau luang, Wen-Kai Liu, Cheng-Yu Tsai, "Intelligent Control Scheme for Twin Rotor MIMO System", *Proceedings of the 2005 IEEE International Conference on Mechatronics* July 10-12. 2005, Taipei,Taiwan.
- [26] M. L. Kerr, S. Jayasuriya, S. F. Asokanathan, "QFT based robust control of a single link flexible manipulator," *Journal of Vibration and Control*, vol. 13, no. 1, pp. 3-27, 2007.

- [27] S. M. M. Alavi, M. J. Walsh, and M. J. Hayes, "Robust distributed active power control technique for IEEE 802.15.4 wireless sensor networks-A quantitative feedback theory approach," *Control Engineering Practice*, vol. 17, pp. 805-814, 2009.
- [28] F. Chen, B. Jiang, and C. Jiang, "Self-repairing control for UAVs via quantitative feedback theory and quantum control techniques," *Procedia Engineering*, vol. 15, pp.1160-1165,2011.
- [29] S. F. Wu, and D. Fertin, "Spacecraft drag-free attitude control system design with quantitative feedback theory," *Acta Astronautica*, vol. 62, pp. 668-682, 2008.